

AQUASMART® TEMPERATURE SENSOR

INSTALLATION INSTRUCTIONS

Parts:

- (1) 7600TS or 7600P09 Temperature Sensor
- (1) 4582-001 Sensor Retaining Clip

Installing the Temperature Sensor

This is very important for successful control operation.

⚠ WARNING Burn and Scald Hazard

Excessive water temperatures could cause explosion, burns, scalding, pressure relief flooding and fitting leaks.

- Carefully follow the outlined procedures for temperature sensor installation to ensure accurate water temperature sensing and effective control operation.
- Make sure the plumbing for domestic hot water has anti-scald valve protection

1. Make sure the immersion well is clean inside, has no leaks, is of proper length and is otherwise suitable for receiving the new control and temperature sensor.
2. Replace questionable wells with new ones and use pipe sealant to seal the threads.
3. Grasp the sensor lead, just behind the sensor probe and carefully insert it into the well until it comes to rest at the very end of the well.
4. When the control is not mounted directly on the well (remote mounting), the sensor lead must be tightly secured to the well using the Sensor Retaining Clip, Beckett Part No. 4582-001 as shown in **Figure 2**. Do not use the Sensor Retaining Clip when the control is mounted directly on the well.

5. Remote mounting may require additional lead length to reach the control receptacle. Use the extension cable (Part No. 52120), found in the 7600RMU Remote Mount Kit, to extend the lead by 48".
6. Plug the temperature sensor lead terminal into the receptacle on the control base. See **Figure 3**.

Note: The sensor is not tested and approved for pipe-mount installation. It is for use with immersion wells only.

Figure 2 - Retaining Clip Install (for Remote Mount ONLY)




Figure 3 - Temperature Sensor Lead/Receptacle Connection


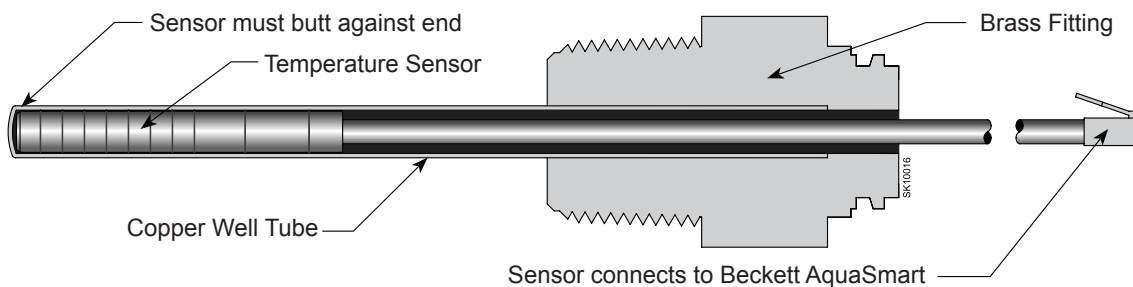


Figure 1 - Installation of Temperature Sensor in Immersion Well



R.W. BECKETT CORPORATION

P.O. Box 1289, Elyria, Ohio 44036

R.W. BECKETT CANADA, LTD

430 Laird, Unit 3, Guelph, Ontario, N1G 3X7